



2018 Bond Update & 2023 Bond Planning

FBI[★]SD

2018 **BOND**

Building and Improving Safe Learning Spaces

THURSDAY, January 19, 2023

Agenda

1. Welcome – Rashid Khokhar & Steve Bassett
2. 2018 Update – Carolina Fuzetti
3. Bond 2023 Strategy – Steve Bassett
4. 2023 Capital Plan – Carolina Fuzetti
5. Transportation – Mike Jones
6. Technology – Long Pham
7. Safety & Security – Chief David Rider
8. Debt and Finance Update – Bryan Guinn
9. Questions/Comments/Calendar – Steve Bassett

2018 Bond Program Financials

2018 Bond Overall Package Status

Pre-Design	Design	Procurement
0	8	3
Construction	Close Out	Complete
12	23	15

Bid Package Name	Status
PKG001 Yousafzai Elementary School-ES51	Complete
PKG002.1 District Wide MDF/IDF Upgrades Pkg 1	Complete
PKG002.2 District Wide MDF/IDF Upgrades Pkg 2	Construction
PKG003 Hall Stadium	Complete
PKG004 Meadows Elementary Rebuild	Close-out
PKG005 Madden Elementary Classroom Addition	Close-out
PKG006 Lakeview Elementary Rebuild	Close-out
PKG007 Neill Elementary Classroom Addition	Complete
PKG008 Elementary School 52 Tollway	Design
PKG009 Bhuchar Elementary School-	Construction

Bond 2018 Program has been packaged to be delivered based on product line. Bid Package Budgets are utilized as the baseline for this delivery method. This requires packaging, procuring, contracting and executing the work based on trade work rather than location; therefore the budgets per location may fluctuate periodically as the work is executed through multiple packages concurrently or sequentially.

Definitions

Commitments: Sum of all purchase orders/contracts through the report period.

Spent to Date: Sum of all invoices entered through the report period.



\$993.4M

Budget

Search by School Name


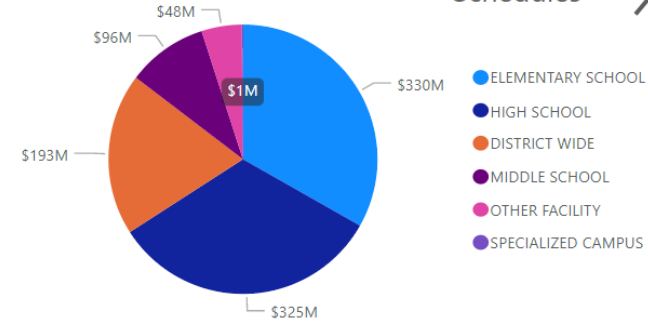


Reset View

Data Date: January 10, 2023

SCHOOL	Budget	Commitments	Spent To Date	% Spent
ADMINISTRATION BUILDING	\$2,119,143	\$2,027,790	\$2,003,928	94.56%
ADMINISTRATIVE ANNEX	\$890,797	\$867,629	\$856,944	96.20%
AQUATIC PRACTICE FACILITY-NATATORIUM II	\$649,039	\$634,328	\$461,245	71.07%
ARMSTRONG ELEMENTARY SCHOOL	\$434,568	\$379,313	\$374,319	86.14%
AUSTIN HIGH SCHOOL	\$19,696,656	\$17,660,899	\$16,464,852	83.59%
AUSTIN PARKWAY ELEMENTARY SCHOOL	\$4,080,153	\$2,611,010	\$2,491,034	61.05%
BAINES MIDDLE SCHOOL	\$2,173,102	\$2,129,730	\$2,119,228	97.52%
BARRINGTON PLACE ELEMENTARY SCHOOL	\$9,907,466	\$3,724,432	\$2,584,271	26.08%
BHUCHAR ELEMENTARY SCHOOL-ES53	\$40,751,823	\$37,882,921	\$35,945,049	88.20%
BLUE RIDGE ELEMENTARY SCHOOL	\$7,026,294	\$6,424,089	\$6,307,715	89.77%
BOWIE MIDDLE SCHOOL	\$1,324,998	\$1,316,379	\$1,295,106	97.74%
BRAZOS BEND ELEMENTARY SCHOOL	\$3,397,252	\$3,036,045	\$2,822,492	83.08%
BRIARGATE ELEMENTARY SCHOOL	\$6,310,066	\$5,270,287	\$5,181,065	82.11%
BURTON ELEMENTARY SCHOOL	\$1,551,454	\$1,293,377	\$1,270,046	81.86%
BUSH HIGH SCHOOL	\$8,017,554	\$8,826,877	\$8,760,888	97.15%
Total	\$993,371,386	\$880,909,335	\$804,124,658	80.95%

Schedules →



Commitments
\$880.91M

Spent to Date
\$804.13M

Program Summary – As of January 10, 2023

2018 BOND PROGRAM SUMMARY

Current Budget	\$993M
Committed + Bond Support	\$894M
Uncommitted	\$99M

Breakdown of Uncommitted

Anticipated Commitment	\$66M
Available / Unallocated	\$33M

Program Summary – As of January 10, 2023

Breakdown of Uncommitted from Bond 2018

District Wide Funds	\$32.8M	Anticipated Commitments	Target Date for POs Issued	Available Funds
Program Contingency	\$2.9M	\$ -		\$2.9M
Land	\$2.1M	\$2.1M	February 2023	\$ -
Technology (include PKG002.1, 002.2 IDF/MDF)	\$19.9M	\$5.5M	August 2024	\$14.4M
Transportation	\$2.5M	\$2.5M	February 2023	\$ -
Safety & Security	\$4.9M	\$4.9M	May 2023	\$ -
Portables 22/23	\$463K	\$463K	February 2023	\$ -

Recently-Approved Projects	\$25.6M			
PKG030 Fire Sprinklers	\$7.3M	\$7.3M	March 2023	\$ -
PKG035.2 Clements HS Field House	\$1M	\$1M	November 2023	\$ -
PKG036 Fire Alarms	\$335K	\$335K	March 2023	\$ -
PKG052 LED Lighting Project	\$2.7M	\$1.7M	June 2023	\$1M
PKG053 Progressive HS Parking Lot Replacement	\$1M	\$1M	May 2023	\$ -
PKG055 Austin Parkway ES Drainage Improvements	\$890K	\$890K	February 2023	\$ -
PKG056 Security Fencing	\$4.2M	\$4.2M	February 2023	\$ -
PKG057 Barrington Place ES Interior Renovation	\$5.8M	\$5.8M	April 2023	\$ -
PKG058 Hightower HS Central Plant	\$1.2M	\$1.2M	February 2023	\$ -
PKG059 First Colony MS Piping Replacement	\$1.2M	\$1.2M	May 2023	\$ -

Program Summary – As of January 10, 2023


Breakdown of Uncommitted from Bond 2018, Cont.

Ongoing New Construction	\$22.3M	Anticipated Commitments	Target Date for POs Issued	Available Funds
PKG050 Crawford High School-HS12	\$14.7M	\$9.7M	March 2023	\$5M
PKG009 Bhuchar Elementary School-ES53	\$2.7M	\$2.7M	March 2023	\$ -
PKG054 Ferguson Elementary School-ES54	\$4.9M	\$2.9M	March 2023	\$2M

Nearing Completion Projects	\$18.3M			
PKG027 Roofing Package	\$2.7M	\$2.7M	February 2023	\$ -
PKG021 Turf and Athletics	\$1.1M	\$1.1M	May 2023	\$ -
PKG019 Exterior Envelope	\$1.9M	\$1.9M	February 2023	\$ -
Other PKGs	\$12.6M	\$5.1M	March 2023	\$7.5M

\$66M

\$33M



2023

BOND

FORT BEND

INDEPENDENT SCHOOL DISTRICT

2023 Bond Strategy

- Hiring election consultant - edVantage
- Utilizing outside firm to conduct survey of voters:
 - Gauge general support of bond
 - Test tolerance for bond size
 - Question inclusion of natatorium, transportation facility, safety & security
 - Test tolerance for ½ penny, one penny potential increase
- Increasing early voting times & days
- Survey results due to District on February 7th

Bond 2023 – CAPITAL PLAN (As of January 9, 2023)

CATEGORY	DESCRIPTION	AMOUNT
DESIGN & CONSTRUCTION		\$1,079,309,430
Major Projects	Briargate Re-Build	\$47,263,993
	Mission Bend Re-Build	\$47,263,994
	Clements HS Re-Build	\$222,854,405
	Ferndell Henry Renovations & Additions - ES 56 (South East)	\$18,000,000
	New Middle School 16	\$82,000,000
	Elementary School 55 (North West)	\$46,084,317
	Natatorium	TBD
	Transportation Facility	TBD
	Sub-Total Major Projects	\$463,466,709
Deficiencies	Facility Deficiencies & Life Cycle Needs, Educational Adequacy Deficiencies	\$615,842,721
SAFETY & SECURITY		\$5,645,000
	Security Cameras	\$3,050,000
	Police Vehicles	\$1,020,000
	Floor Mounted Door Locks	\$200,000
	Standardized Weapons and Response Kits	\$200,000
	Emergency Notification System	\$175,000
	Safety and Security Contingency	\$1,000,000

Bond 2023 – CAPITAL PLAN (As of January 9, 2023)

TRANSPORTATION		\$9,725,000
	Buses & Other Vehicles	\$4,670,000
	District Wide White Fleet	\$4,055,000
	Transportation Smart Tag	\$1,000,000
TECHNOLOGY		\$119,376,000
	Infrastructure	\$1,512,000
	Network	\$62,625,000
	Systems	\$2,771,000
	Classroom Toolset	\$48,113,000
	Staff Computer Refresh	\$4,355,000
ESTIMATED TOTAL		\$1,214,055,438



Facility Condition Assessment Process



Facility Condition Assessment Process

- Facilities assessment is conducted by a team
 - Architects
 - Engineers
 - Subject matter experts - roofing consultants, sports consultants, kitchen consultants, etc.
- Physical site walks
 - Permanent building exteriors and interiors
 - Major systems and components of each
- Areas of Focus
 - Classrooms, administrative areas, kitchens, cafeterias, interior finishes, fixtures and spaces, exterior envelope and site, building operations and maintenance



CIVIL



BUILDING
ENVELOPE




ARCHITECTURE



MECHANICAL



ELECTRICAL



PLUMBING



TECHNOLOGY



LIFE SAFETY &
SECURITY

Facility Condition Assessment Process

166
SURVEY RESPONSES

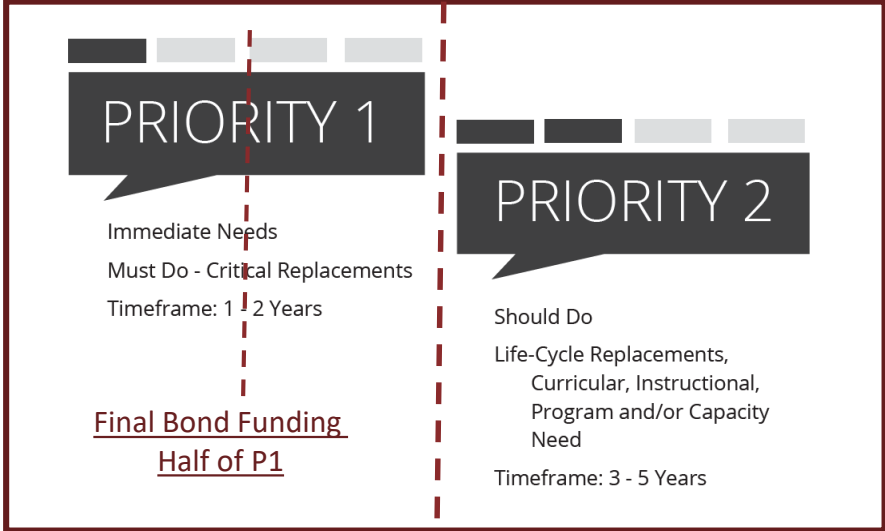
8
DEPARTMENTAL FOCUS
MEETINGS

100
FACILITIES WALKED

72+ hours
TABLETOP &
LINE-BY-LINE REVIEW MEETINGS



* Ideal Bond Funding P1 & P2



Scope Reduction Include P1 Only



Facility Condition Assessment Process

Facility assessments are an essential part of FBISD's capital planning process.

- Facility Condition Index (FCI) - used throughout the facility assessment industry as a general indication of building health
- FCI is calculated as a ratio between the Repair Cost vs. Replacement Value

Facility Assessment Findings -

- Evaluate Adequacy and equity of existing facilities
- Determine future program feasibility
- Identify facility needs
- Inform decisions on facility reinvestment and/or replacements
- Develop and refine budgets and capital improvement plans

Re-Build vs. Renovation

Re-Build (New Construction)

PROS


- Resets the clock on building structure, materials, systems, and overall efficiency
 - Significantly reduces future maintenance investments
 - New FCI=0%
-

CONS

- Most costly
- More invasive

Renovation (Existing Building)

PROS

- Investment flexibility 
- Less invasive
- Temporary student displacement is optional

3 Levels

- Facelift
 - Pull-and-replace
 - Full scale
-

CONS

- FCI continues to go higher (Reduced at time of renovation)
- Additional maintenance funds required following the renovation
- Building foundation and structure maintain original building age
- Design limitations based on building components

Clements HS – Summary Report/Priority Totals by Discipline

Priority	Total Cost
Priority 1	\$6,318,000
Priority 1.1	\$80,059,505
Priority 2	\$26,827,605
Priority 3	\$0
Priority 4	\$0

Proposed Work Items:
 Priority 1 and 2 cost estimates are in 2022 dollars and include soft costs and inflation based on the priority assigned. Priority 3 and 4 are not included in this report.

DISCIPLINE	PRIORITY 1	PRIORITY 1.1	PRIORITY 2	PRIORITY 3	PRIORITY 4	TOTAL COST
Civil	\$6,318,000	\$159,354	\$0	\$0	\$0	\$6,477,354
Building Envelope	\$0	\$5,727,337	\$246,402	\$0	\$0	\$5,973,739
Architecture	\$0	\$14,593,176	\$19,587,064	\$0	\$0	\$34,180,240
Mechanical	\$0	\$2,353,104	\$871,884	\$0	\$0	\$3,224,988
Electrical	\$0	\$6,788,340	\$113,724	\$0	\$0	\$6,902,064
Plumbing	\$0	\$765,180	\$0	\$0	\$0	\$765,180
Technology	\$0	\$0	\$0	\$0	\$0	\$0
Life Safety & Security	\$0	\$1,292,663	\$0	\$0	\$0	\$1,292,663
Athletics	\$0	\$35,198,280	\$2,335,133	\$0	\$0	\$37,533,413
Fine Arts	\$0	\$9,403,992	\$0	\$0	\$0	\$9,403,992
Furniture, Fixtures & Equipment	\$0	\$3,500,000	\$0	\$0	\$0	\$3,500,000
Food Service / Child Nutrition	\$0	\$278,079	\$3,673,399	\$0	\$0	\$3,951,478
Priority Totals	\$6,318,000	\$80,059,505	\$26,827,605	\$0	\$0	\$113,205,110



Clements HS – Cost Comparison

Current Market - Construction Cost Comparison

	YEAR	CONSTRUCTION COST / SF	COMMENTS	TOTAL PROJECT COST / SF	TOTAL BUDGET																																
High School 12	2018	\$263/SF	Greenfield Project	\$329/SF	\$ 180,973,879																																
Clements HS (Re-build)	2022	\$308/SF	Re-Build on Existing Site. Add Demolition of existing school, asbestos abatement, phased construction premium, site improvements, design fees & permitting fees to get to total budget.	\$405/SF	\$ 222,854,405																																
<table border="1"> <thead> <tr> <th>Actual Bids Received Current Market</th> <th>Bid Opening Date</th> <th>Actual Cost/SF</th> <th></th> <th></th> <th></th> </tr> </thead> <tbody> <tr> <td>Katy High School 10</td> <td>Jan 2022</td> <td>\$302/SF</td> <td>Greenfield site</td> <td rowspan="5">N/A</td> <td></td> </tr> <tr> <td>Katy Junior High #18</td> <td>Jan 2022</td> <td>\$276/SF</td> <td>New Construction</td> <td></td> </tr> <tr> <td>Friendswood Cline Elementary</td> <td>Feb 2022</td> <td>\$305/SF</td> <td>New Construction</td> <td></td> </tr> <tr> <td>High School in Hamshire-Fannet</td> <td>Feb 2022</td> <td>\$375/SF</td> <td>New Construction</td> <td></td> </tr> <tr> <td>Spring Branch Nottingham Re-build</td> <td>Dec 2021</td> <td>\$327/SF</td> <td>Re-build on Existing Site.</td> <td></td> </tr> </tbody> </table>						Actual Bids Received Current Market	Bid Opening Date	Actual Cost/SF				Katy High School 10	Jan 2022	\$302/SF	Greenfield site	N/A		Katy Junior High #18	Jan 2022	\$276/SF	New Construction		Friendswood Cline Elementary	Feb 2022	\$305/SF	New Construction		High School in Hamshire-Fannet	Feb 2022	\$375/SF	New Construction		Spring Branch Nottingham Re-build	Dec 2021	\$327/SF	Re-build on Existing Site.	
Actual Bids Received Current Market	Bid Opening Date	Actual Cost/SF																																			
Katy High School 10	Jan 2022	\$302/SF	Greenfield site	N/A																																	
Katy Junior High #18	Jan 2022	\$276/SF	New Construction																																		
Friendswood Cline Elementary	Feb 2022	\$305/SF	New Construction																																		
High School in Hamshire-Fannet	Feb 2022	\$375/SF	New Construction																																		
Spring Branch Nottingham Re-build	Dec 2021	\$327/SF	Re-build on Existing Site.																																		

Life Cycle & Deficiency Items

DISTRICT FACILITIES

- 54 Elementary Schools
- 15 Middle Schools
- 12 High Schools
- 23 Support Facilities

104 Facilities

(2021)

Life Cycle & Deficiency
Priority 1 Items
\$919,674,175

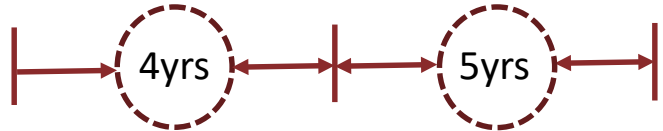
13 million square feet
District wide

Priority 1 reduced to
\$560,842,721
(As of August 10, 2022)

Recommendation
Increase Life Cycle & Deficiency
\$615,842,721 (67%)

Capital Plan History/Forecast

(\$ Millions)	2014	2018	2023
Priority 1 Needs Identified	\$1,170	\$1,721	\$1,697
Bond Funded Amount	\$484	\$993	\$1.2B
Life Cycle & Deficiencies	\$160	\$397	\$615
Major Projects (Re-builds, New Construction)	\$218	\$403	\$463
Other / District Wide (IT, Safety, Transportation)	\$106	\$193	\$134
Unfunded	\$686	\$727	\$497
Percent of Priority Unfunded	59%	42%	29%



Transportation – SMART Tag

Authorized Loading/Unloading

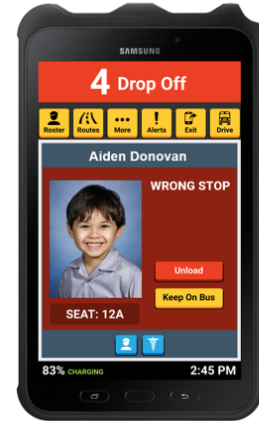
SMART tag™ informs drivers when students are authorized to load onto their bus and when students are authorized to get off at their assigned stop with visual and audio cues.



SMART tag Patents 9977935, 10452878, 10636230, 10685521, 11170590, 11195360

Unauthorized Loading/Unloading

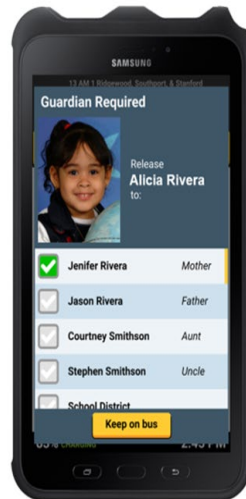
When students attempt to get on the wrong bus or get off at the wrong stop, SMART tag™ alerts the driver to prevent that from happening.



SMART tag Patents 9977935, 10452878, 10636230, 10685521, 11170590, 11195360

Guardian Required

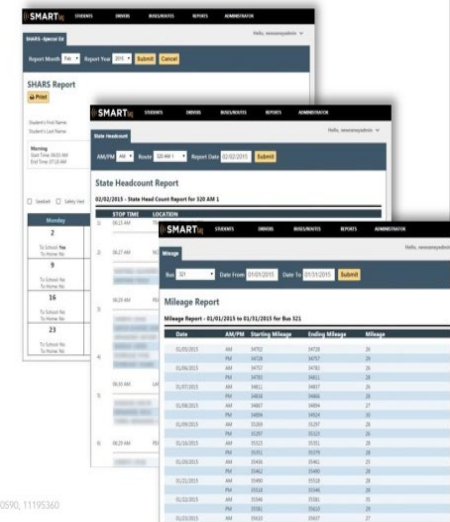
SMART tag's™ patented Guardian Required feature helps ensure students are released only to authorized guardians and records the date, time, location and which guardian received the student.



SMART tag Patents 9977935, 10452878, 10636230, 10685521, 11170590, 11195360

Automated Reports

Our automated reports help ensure the highest reimbursement for Special Education monthly reports and other state reporting.



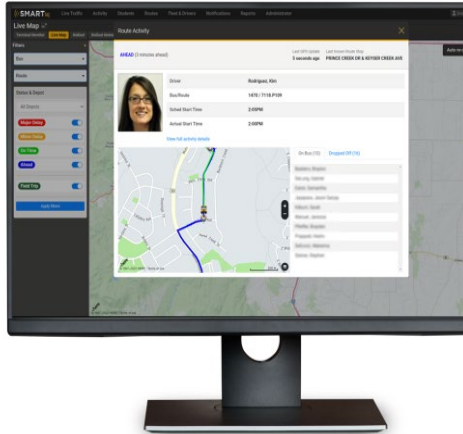
SMART tag Patents 9977935, 10452878, 10636230, 10685521, 11170590, 11195360

Transportation – SMART Tag

Mission Control

Our Mission Control provides different ways to view your fleet status.

Click on any bus to get a current onboard status of students by name.

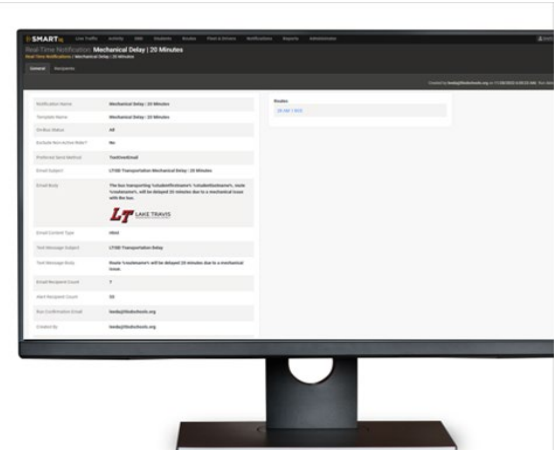


SMART Tag Patents 9977935, 10452878, 10636230, 10485521, 11170590, 11195360

Parent Notifications

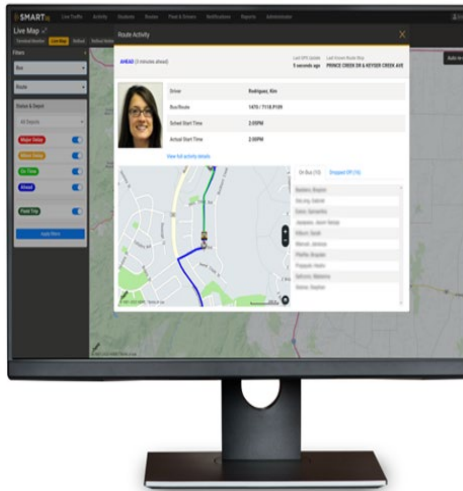
Send notifications to parents if the bus is late due to weather, traffic, etc.

You can filter the notification recipients.



Campus Portal

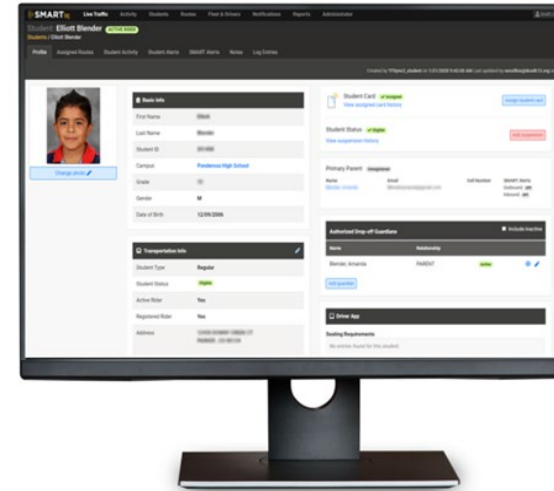
The Campus Portal gives all your campuses visibility of where the buses are located that service their particular campus.



SMART Tag Patents 9977935, 10452878, 10636230, 10485521, 11170590, 11195360

Student Search

Campus personnel can quickly look up students to see if they are on the bus, view their assigned route(s), their riding history and more.



SMART Tag Patents 9977935, 10452878, 10636230, 10485521, 11170590, 11195360

Transportation – SMART Tag

Evacuation and Reunification

Getting students away from danger is the most important objective.

Knowing which students are on which buses for Reunification is the second most important objective.



SMARTtag Patents 9977935, 10452878, 10636230, 10685521, 11170590, 11195360

Technology 2018 Update

- **Classroom Audio/Video refresh: *In progress***
 - All High Schools – Done
 - 1,400 of panels delivered
 - Scheduled to deliver 1,122 to middle schools through February – March.
 - Scheduled to deliver 2,590 to elementary schools by end of April
 - Training is ongoing for all staff
- **Large Venue Audio/Video refresh (Cafeteria & Libraries): *In progress***
 - Resumed in January
 - Marshall HS & Rosa Parks ES Completed last week
 - 2 schools per week till completion

Technology 2018 Update

Information Technology 2018 Bond Fund Status

Row Labels	Sum of Original		Sum of Remaining
	Budget	Sum of Total Exp & Enc	Funds
⊕ Audio/Video	\$ 2,010,000	\$ 5,157,903	\$ 852,097
⊕ Classroom Toolset	\$ 94,000,000	\$ 76,856,950	\$ 12,298,445
⊕ Infrastructure	\$ 24,300,000	\$ 22,893,462	\$ 1,406,538
⊕ Network	\$ 3,690,000	\$ 3,694,561	\$ (4,562)
⊕ Staff Computer Refresh	\$ 11,300,000	\$ 11,869,538	\$ 875,068
⊕ Systems	\$ 7,300,000	\$ 2,546,592	\$ 4,153,408
Grand Total	\$ 142,600,000	\$ 123,019,006	\$ 19,580,994

** Of the remaining \$19.5M, \$12.3M is allocated to offset 2023 bond leaving \$7.1M allocated to remaining 2018 bond projects*

Technology Bond 2023 Update

Information Technology 2023 Capital Plan

2023 Bond IT Projects (\$000's)				
	Original Budget	2018 Funds Used	Other Sources*	New Budget
Audio/Video	\$ 1,932	\$ -	\$ 1,932	
Classroom Toolset	\$ 74,814	\$ 11,248	\$ 17,153	\$ 48,113
Infrastructure		-	-	\$ 1,512
Network	\$ 50,618	-	\$ 2,493	\$ 62,625
Staff Comp Refresh	\$ 7,595	\$ 885	\$ 2,355	\$ 4,355
Systems	\$ 3,594	\$ 254	-	\$ 2,771
Total	\$ 138,553	\$ 12,387	\$ 23,933	\$ 119,376

*Erate, Grants, 2026 Bond reimbursement resolution

Safety & Security

• Security Cameras	\$3,050,000
• Police Vehicles	\$1,020,000
• Additional Floor Mounted Door Locks	\$ 200,000
• Standardized Weapons and Response Kits	\$ 200,000
• Emergency Notification System	\$ 175,000
• Safety and Security Contingency	\$1,000,000

TOTAL

\$5,645,000

Safety & Security

Project Name:

ScholarChip

 Project Fund: \$ 2M 2018 Bond

 Duration: 01 November 2018 - Current



Project Brief/ Summary

ScholarChip is an identity management platform tailored to address school security using technology to provide a clear picture of what is happening in and around campus.

Objectives

The ScholarChip system was designed to allow district staff to know, in real time, when students and staff enter campus or other district facilities.

Expected Outcomes

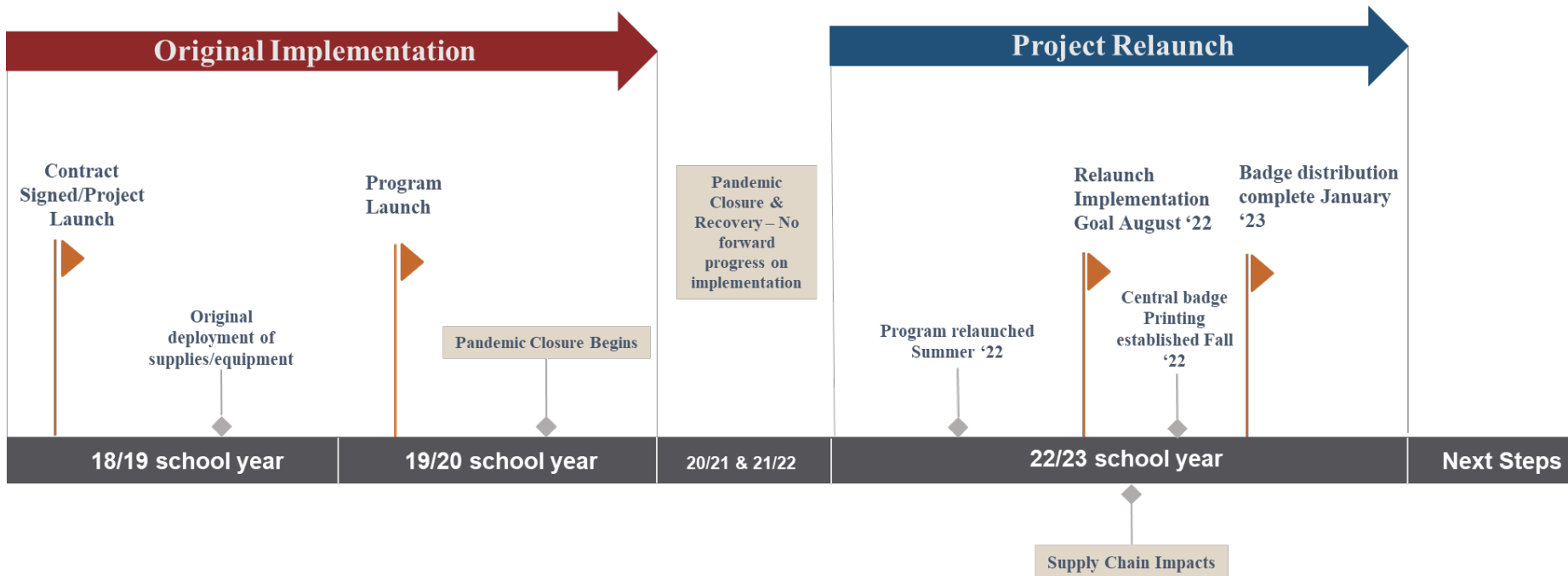
- All students and staff have a district issued ScholarChip badge
- Campuses scan students into campus
- Staff scan into all district buildings

Status

The ScholarChip program has encountered numerous implementation roadblocks and challenges preventing a successful launch across all campuses and district facilities.

Safety & Security

ScholarChip Project Timeline



Safety & Security



Project Successes

Project Challenges

All staff are currently using ScholarChip Badges to access district facilities

Delayed implementation, staff turnover, and competing priorities have repeatedly delayed the implementation of the ScholarChip program.

Student badges have been distributed to all campuses and implementation of badge wearing is underway

ScholarChip is under new management and the health of the company is in question, they struggle to meet commitments.

Supplies for the remainder of the school year have been procured

Supply chain has been a roadblock in the timely procurement of supplies, with the arrival of new supplies often taking several months.

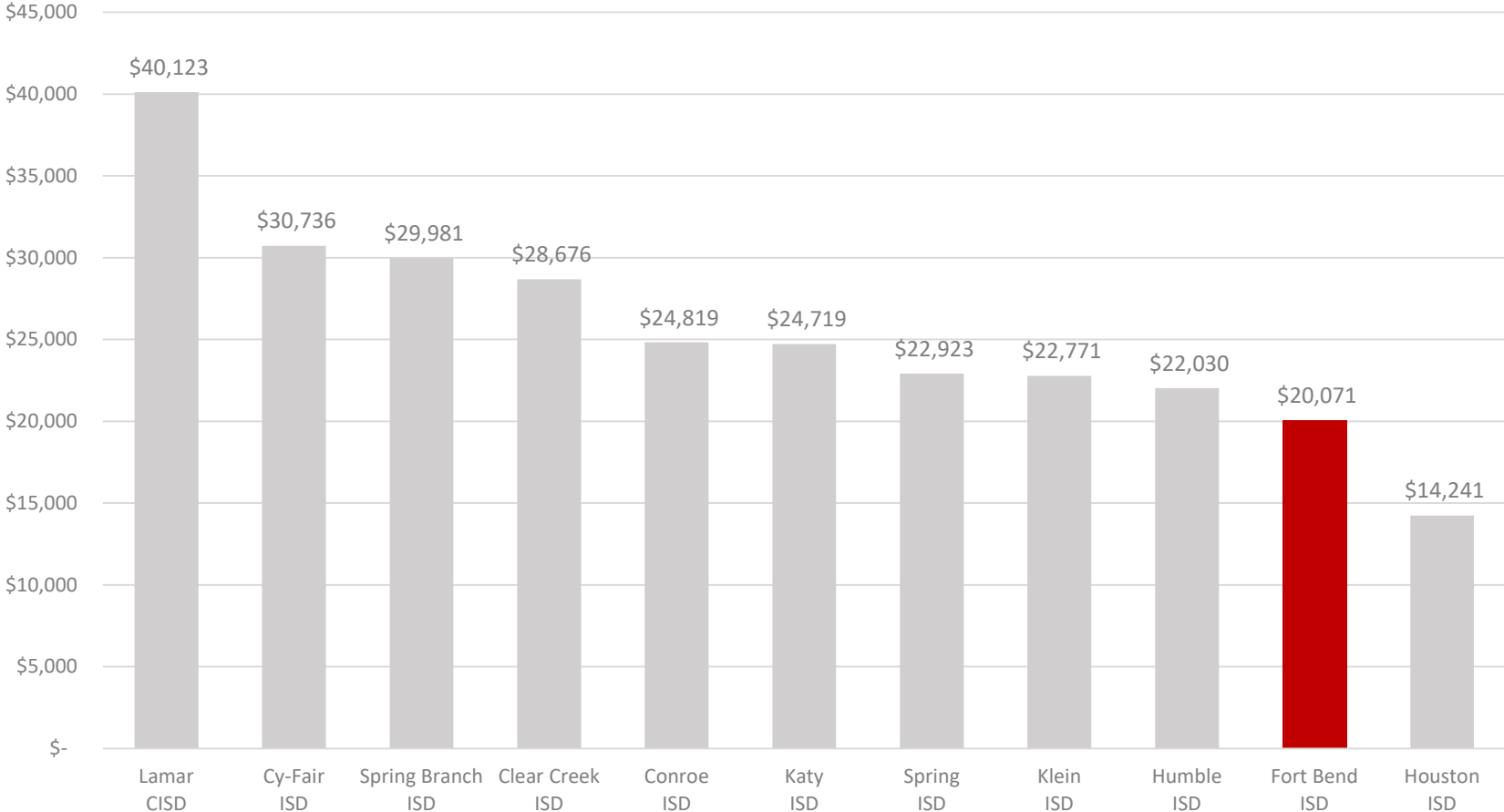
All badge printers are currently in good repair and campuses are able to print badges on demand

The ScholarChip software is difficult to use, and the hardware frequently breaks down requiring outside technical assistance to repair which is time consuming.

All staff was successfully trained on the ScholarChip program for the 22/23 school year

The upkeep of the program (software contracts, supply purchases, hardware repair) is expensive in a time when the district is attempting to reduce costs.

Debt Per Student



FY 2021 data using Average Daily Attendance

Source: Districts' ACFR

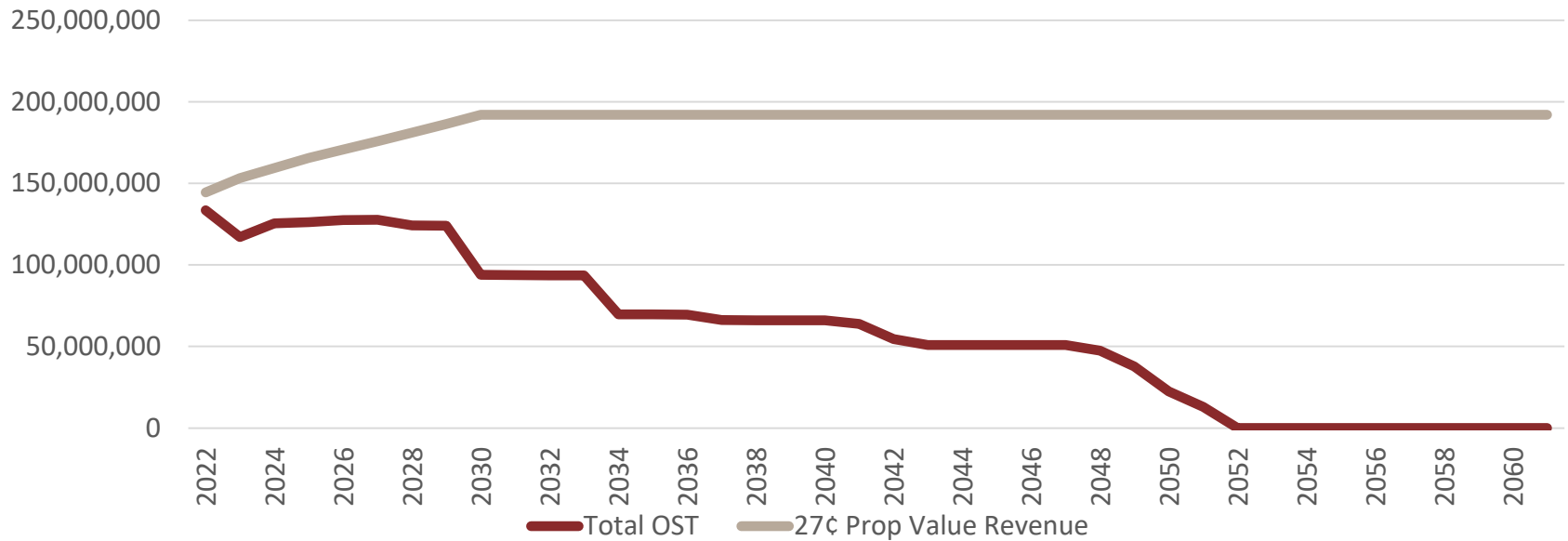
Summary of Outstanding Debt

Principal & Interest



Debt Capacity (27¢)

\$1.2 Billion Issuance



Upcoming Calendar

JANUARY 2023

- 26th – Tentative BOC Meeting

FEBRUARY 2023

- 2nd – Tentative BOC Meeting (change to Feb 9th for survey results)
- 6th – Rashid gives annual report to the board
- 13th – **Board of Trustees Consideration to Call for Bond Election**

APRIL 2023

- 20th – BOC Meeting

MAY 2023

- 6th – Election Day

